


LinTronic

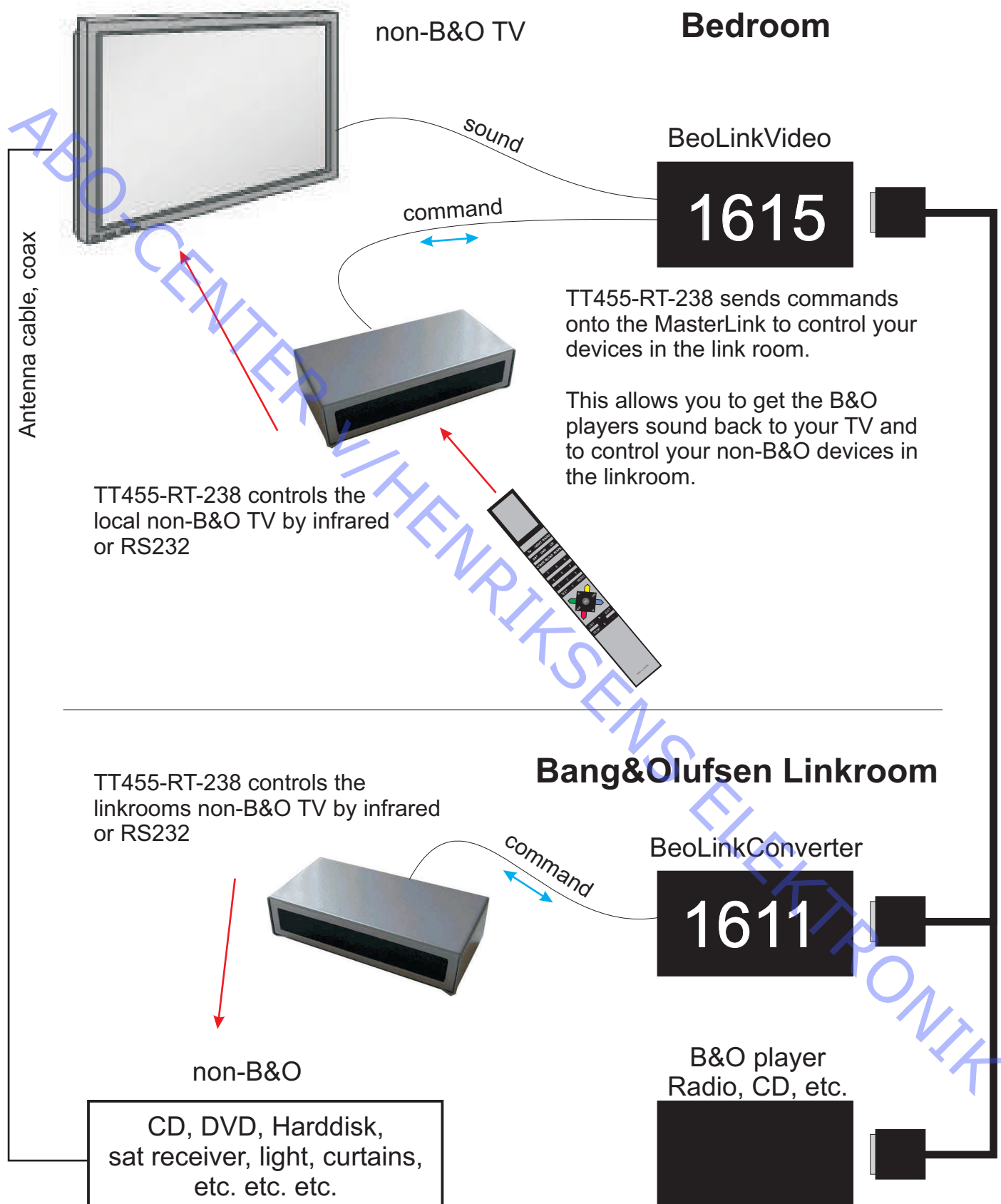
<http://www.lintronic.dk>

Interfacing to B&O MasterLink

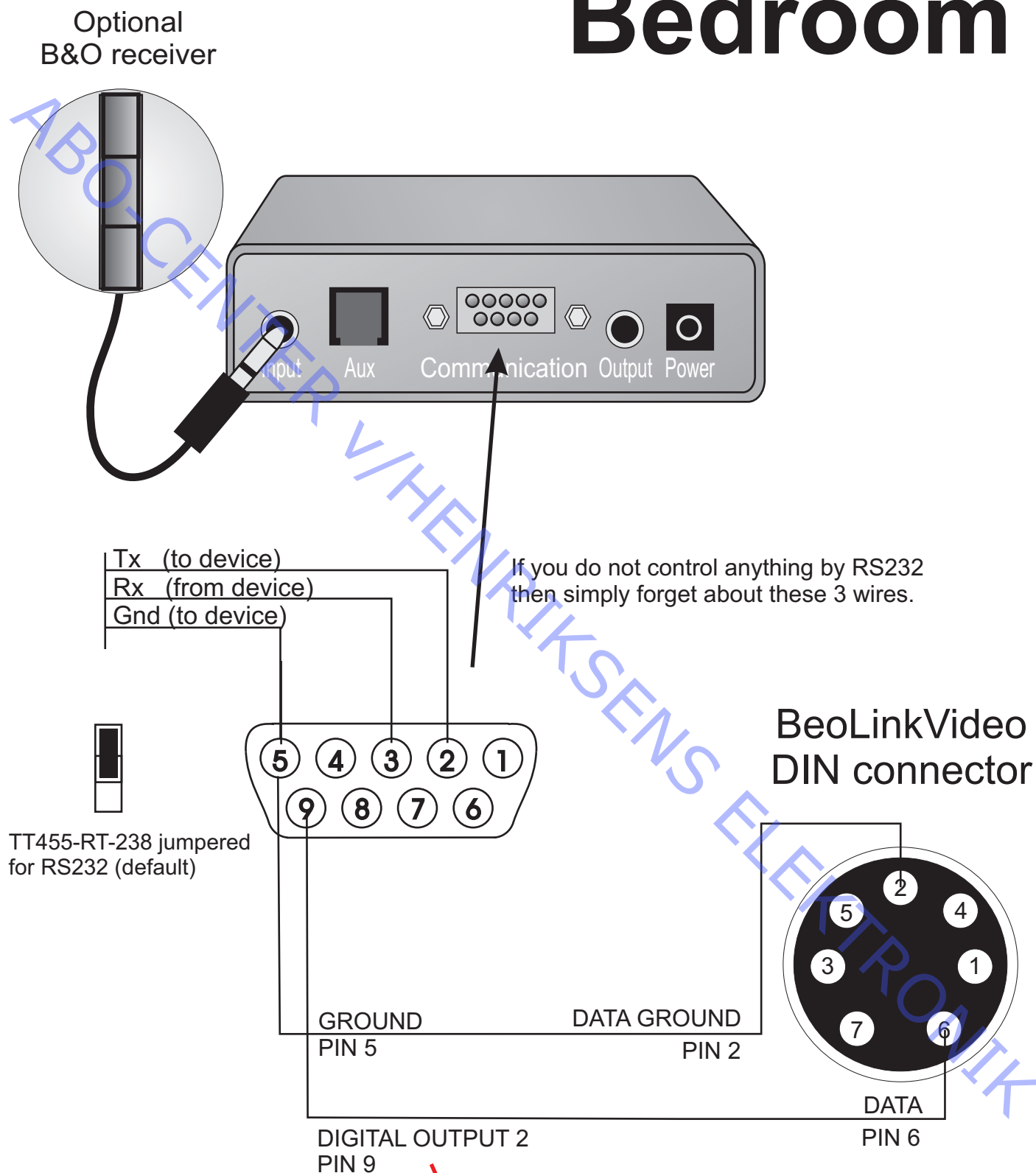


LinkRoom
See next page

Connecting to
the TV's scart connector
See page 7



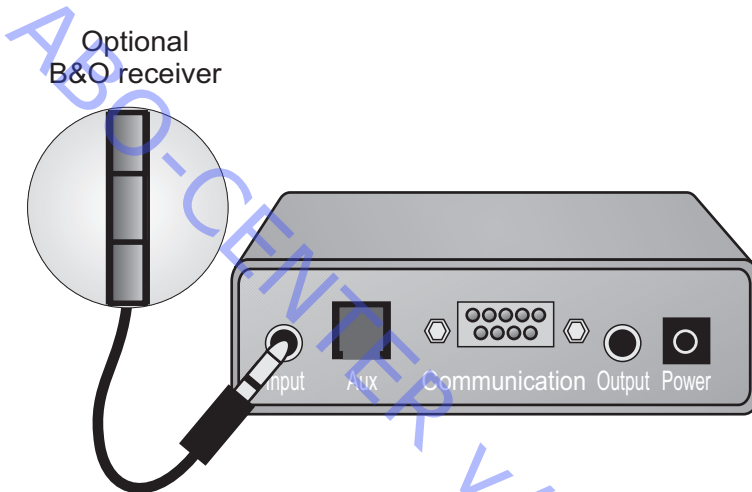
Bedroom



See important comments on next page

Important comments to the Digital Output 2

Bedroom



Setting digital Output to:
5 = BEOSYSTEM
will copy ALL pulses from the BEO
remote to the MasterLink allowing
you to send for example LIGHT
commands onto the MasterLink.

However, if this is what you want you
must use an external B&O IR
receiver, as the receiver delivers link-
timing signals which the remote
control does not.

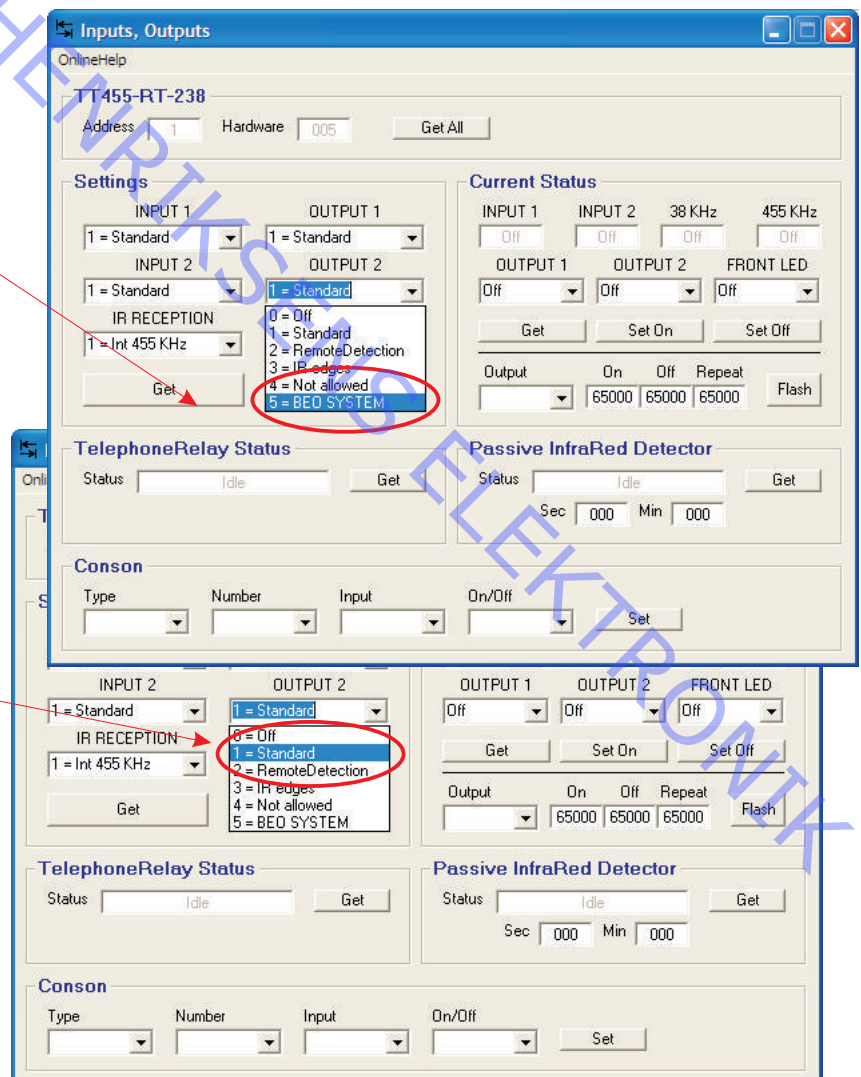
LinTronic recommend:

Setting digital Output to:
1 = STANDARD
and let the configuration in the
TT455-RT-238's Memory Map specify
which commands you send onto the
link.

This will reduce the data-traffic on the
link.

Please observe:

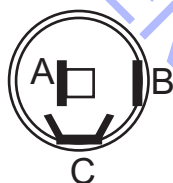
The MasterLink is not our system, so
LinTronic cannot ensure against
unwanted results if commands from
different places in the house collide
on the link.



B&O linkroom

BeoLinkConverter AUDIO AUX LINK

Jack connector seen
from solder side

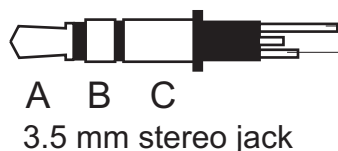


A = 5 volt coming out of TT455-RT-238

DO NOT USE PIN A, 5 VOLT

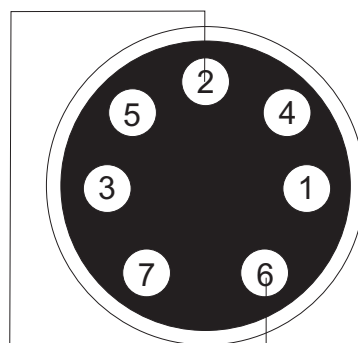
B = Data input

C = Ground



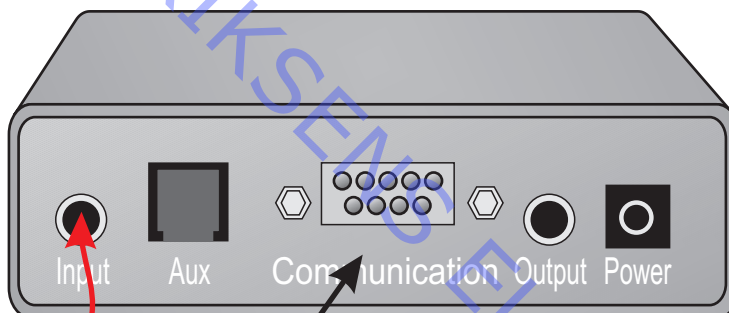
3.5 mm stereo jack

GROUND
PIN 2

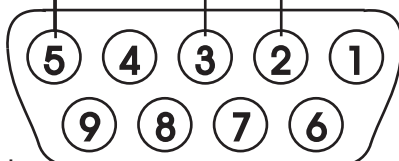


DATA
PIN 6

When the jack connector
is inserted, the internal
IR receiver is disconnected.
To make the internal receiver
"work" again, remove external
receiver, remove power and
reapply power.



Tx (to device)
Rx (from device)
Gnd (to device)



TT455-RT-238 jumpered
for RS232 (default)

If you do not control anything by RS232
then simply forget about these 3 wires.

On the following pages

Connecting to
the scart connector

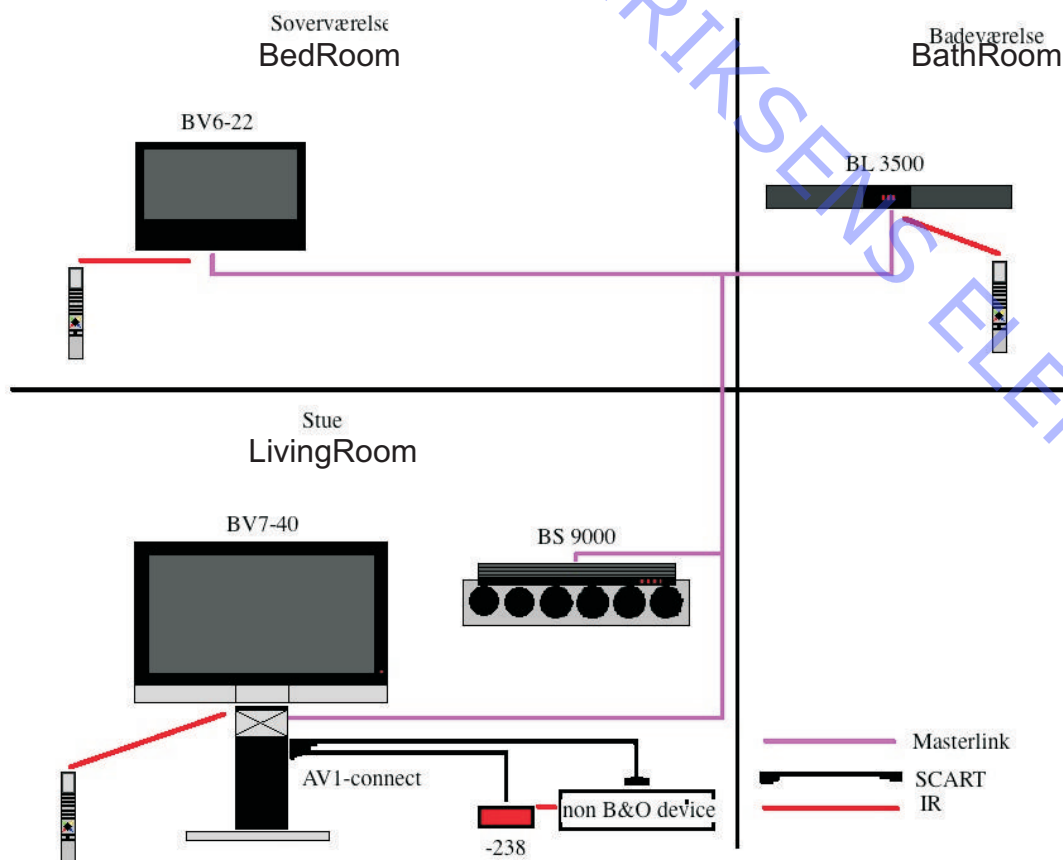
B&O MasterLink

Hej Michael,

the -238 box can be controled from all linkrooms via masterlink. IR command is sent by BEO4 to masterlink to BV7-40 in the livingroom. The non B&O device is connected to AV1-socket (SCART) of BV7-40 assigned as V.MEM. All commands in V.MEM-mode will reach your -238 box and control the non B&O device from all linkrooms. Hope this helps. If any further questions fell free to ask. I will do another drawing concerning Master control link and Link-Light commands.

Regards
Stefan

We are currently making better documentation.
Contact LinTronic if you are interested.



B&O MasterLink

Hej Michael,

in this Configuration the Relay 108 is controled by LINK-LIGHT commands sent onto the master-control-link. We can control the LC2s directly by BEO4 with LIGHT commands in every room. Whole house lighting is done by LINK-LIGHT 1 (2 -3 -4.....GO - STOP), this can also be timer-controlled by the BS 7000. The whole stuff has 2 way communication, so it can receive AND send commands. Curtains (Relay 108) will be controlled by LINK LIGHT Green (long). Red(long)..... from every (MCL) room.

mvh
Stefan

We are currently making better documentation.
Contact LinTronic if you are interested.

